

10-CIRCUIT TO 50-CIRCUIT

(Up to 100 circuits by connecting 2 sets)

WIRE HARNESS CHECKER

Continuity checker for wire harness, cables, etc.

WP Series



MODELS WP-10A / 20B / 30B / 40B / 50B
(10 / 20 / 30 / 40 / 50 circuits)

- High speed repeating test
- Just by connecting the test piece to the machine, judges OK or NG (Open, Short, Mix) instantly.
- Very easy to find out the error point because an error lamp is prepared to an each circuit.

1. Reliable testing

- When switched on the power, checks lighting of lamps.
When switched on the power, error indication lamps up to circuit number specified will be lighted up for 5 seconds, which excutes the self-checking of the machine.
- Repeat testing
Repeat test will be done with high speed (1/50 second for 50 circuits). For example, if the machine would be kept with OK state for 1 seconds, it means 50 circuits test piece was tested repeatedly 50 times for within 1 seconds.
- Countermeasure to an electrostatic and noise
As a protective countermeasure to the electrostatic and noise has fully been done, you can use these machine at ease even at the environment of harsh usage conditions.

2. Easy operation

- No need to do except power On · Off operation. So, no mis-operation.
- There are fixed in and out terminals for each circuit to which insert the relative connectors of the test circuit. All you have to do is just "connect". Then, OK or NG will be shown with the lamp indication and beep sound instantly.

3. Easy to find the error circuit and straight confirmation of OK test piece

- Prepared error indication lamp to each circuit and shows the error circuit (Open, Mix, and Short).
- Also, as you can mark the wire color, circuit number, etc. on the lower area of the error indication lamp of the front board, very easy to find out the error circuit.
When the test piece was passed test, OK lamp will light up and a tremolo sound to be heard. Further, OK signal will be output (for an external accessory like tape cutter).

4. Available to test a branch circuit and set up the test circuit quantity.

- Available to test even if there is a branch in the circuit.
- Possible to set up the test circuit quantity as you like. (Example : When you want to test 15 circuits using model WP-30B for 30 circuits machine)

5. Up to 100 circuits testing

- By connecting two sets, the circuit test can be done up to 100 circuits. (Coupling is up to 2 sets)
Example : WP-50B + WP-50B = 100 circuits WP-30B + WP-50B = 80 circuits

Increasing more circuits

WP-20B to 40B can increase the circuit up to 50 circuits with the unit of 10 circuits.


WP-20B, 30B, 40B, and 50B are the same function except the maximum test circuits.

WP-50B Front



Circuit display board OK lamp

WP-50B Rear



OK signal output connector Link connector Connector for test piece connection

Example of usage of the circuit display board

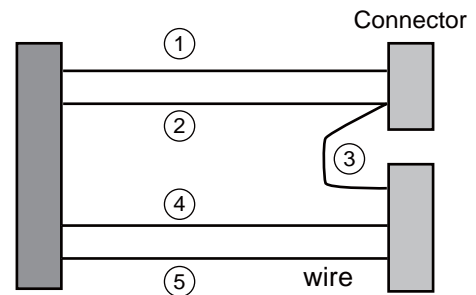
TOKYO INTERPHONE CO.,LTD. Wireharness Checker WP-50B									
1	2	3	4	5	6	7	8	9	10
BR	R	O	Y	G	BL	P	GY	W	B
11	12	13	14	15	16	17	18	19	20
B	B	B	R/W	R/W	R/W	Y	G	R	W
21	22	23	24	25	26	27	28	29	30
Y/W	Y/W	BL	P	R					
31	32	33	34	35	36	37	38	39	40
41	42	43	44	45	46	47	48	49	50

POWER CORRECT

Enter wire color
and circuit number

- Easily change the board.
- It is very very convenient if you prepare the board for every kind of test piece,
- Can use oily ink for marking.
(Can erase with alcohol)

How to count the circuit number



No.1~5 are circuits for the subject of test.
The above example is for 5-circuit.

Specification

- | | |
|---|--|
| 1) Test circuit capacity | : 20 ~ 50 circuits (Max. 100 circuits using 2 sets) |
| 2) Test sensitivity | : More than 2K Ω for Open / Less than 1.5 Ω for Short. |
| 3) Test time | : 400 μ sec / circuit (0.02 second for 50 circuits) |
| 4) Test voltage and current | : DC5V / 2mA |
| 5) External output | : OK signal output (Open collect output) |
| 6) Capacity between wires | : 0.03 μ F |
| 7) Display | : Red LED for each circuit (50 pcs. LEDs for 50 circuits) |
| 8) Connector for testing | : 34-pin connector |
| 9) AC input voltage and consumption power | : AC85V~264V / 10VA |
| 10) Dimensions / weight | : 220(W) x 175(H) x 210(D) mm / 3.5 Kgs. |

Model WP-10A

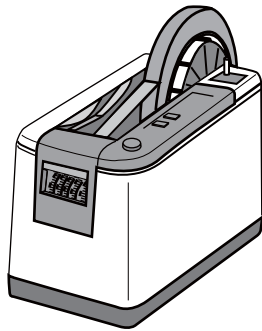
10 circuits wire harness checker



- Continuity checker for small circuit up to 10 circuits.
- Indicates error circuits of Open, Mix, and Short
- Available to check branch circuit.
- AC input / Consumption power : AC100V or AC220V / 6VA (Switchable inside of the unit)
- Dimensions / weight : 220 (W) x 110 (H) x 135 (D) mm 16 Kgs.

Optional accessories

1) Tape cutter WTC-100B (Available to use for WP-20B ~ WP-50B)



- When the test piece (wire harness) is passed the test, a fixed length of tape will come out and paste a "OK" mark to the object. (The tape length : 1 ~ 15 cm adjustable)
- With a buzzer for tape cutting error.
- Tape roll : Cellophane tape (1 or 3" inner dia.)
- Dimension : 91(W) x 128(H) x 178(D) mm
- Weight : 1.3 Kgs.

2) Connection cable CN-50B



- Connection cable for two sets (WP-20B ~ WP-50B)

☆ Possible to produce your special specification model on request.
☆ Specifications to be changed without notice for improvement.

 TOKYO INTERPHONE CO.,LTD.

8F JS-Shbuya BLDG.3-8-10 Shibuya Shibuya-ku Tokyo
150-0002, Japan

TEL (03) 5468-0022 FAX (03) 5468-0023